

BY THE NUMBERS

The lives you impact at Eva's

We are pleased to share the results of our latest youth survey, where young people across our four sites self-identified as follows:

82%
as Black

60%
as refugees, refugee claimants, or asylum seekers

26%
as 2SLGBTQ+

These identities often intersect—83% of 2SLGBTQ+ youth also identified as Black, and 94% of youth who identified as refugees also identified as Black.

This data underscores the importance of our Black-centred approach and the need for tailored programs to address youth's diverse, intersecting needs.

Thanks to your support, we made strides in the first year of our strategic plan, as we centred Black youth while supporting all youth who come through our doors.

Thank you for standing with us and helping youth build brighter futures.



CHALLENGES YOU'RE HELPING US *overcome*

With your support, Eva's is addressing systemic inequities by empowering youth to overcome barriers and foster a strong sense of belonging.

Employment Outcomes are Inequitable for Black Youth in Canada

What the Data Says

- Unemployment rates for Black youth in Canada surged to **24.4%** in May 2024, more than double the **11.9%** rate for non-racialized youth.
- The employment rate for Black youth lags at **43.7%**, compared to **58.0%** for non-racialized peers.
- The median annual income for Black youth is just **\$7,517**, far below the national average of **\$9,938**.

Source: Labour Market Information Council. (n.d.). The state of youth employment in Canada. Labour Market Information Council. Retrieved December 2, 2024, from <https://lmic-cimt.ca/the-state-of-youth-employment-in-canada>.

How You're Making a Difference

- ✓ **30% of youth** at Eva's are employed, a **14% year-over-year increase**.
- ✓ High school graduation rates at Eva's have increased by **13%** since last year.
- ✓ **The number of youth at Eva's seeking education or employment** support increased by **40%**, showing youth's readiness to participate in career-building programs.

Homelessness is a Crisis in Toronto

What the Data Says

- In September 2024, only **3% of callers** seeking shelter matches were successfully referred, highlighting the city's housing crisis.

Source: Toronto Foundation. (2024). *Toronto's Vital Signs 2024 snapshot report*. Toronto Foundation. <https://torontofoundation.ca/vital-signs>.

How You're Making a Difference

- ✓ Over **200 youth** are served nightly across Eva's programs.
- ✓ **136 shelter spaces** are filled daily, with **65 youth supported** in community through rental bursaries and follow-up supports.

Food Insecurity Hits Unprecedented Levels

What the Data Says

- More than **1 in 10 Torontonians** rely on food banks.
- Toronto food banks saw a **420% increase** in visits from unhoused clients last year.
- **80% of food bank users** are racialized people, reflecting systemic inequities in access to resources.

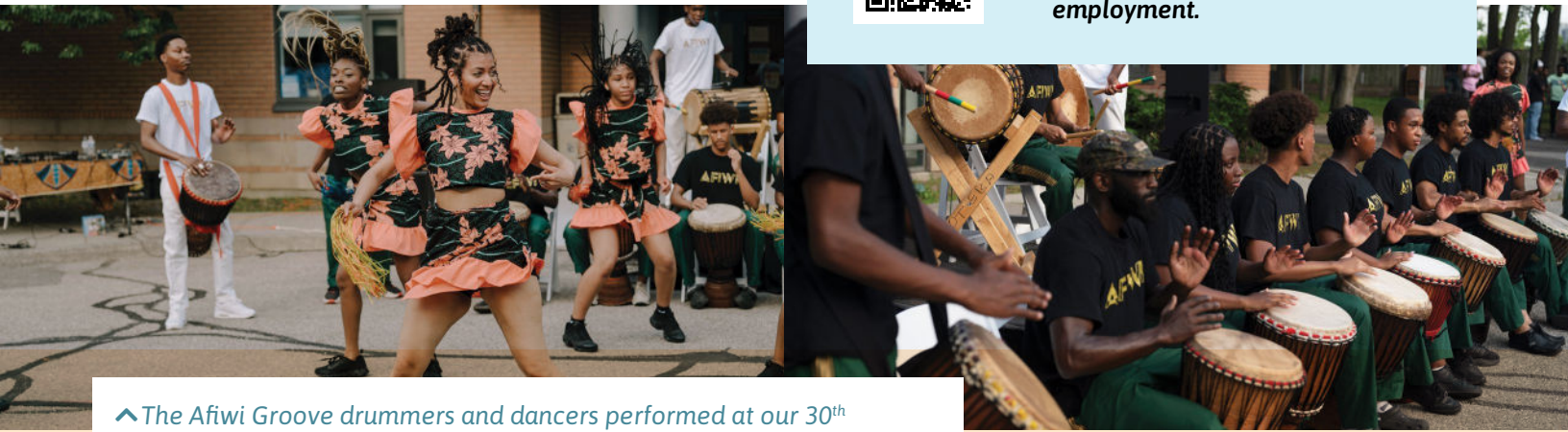
Source: Daily Bread Food Bank & North York Harvest Food Bank. (2024). *Who's Hungry 2024: Trapped in poverty: Unprecedented hunger in Toronto.* Daily Bread Food Bank. <https://www.dailybread.ca/research-and-advocacy/research/whos-hungry-report>.

How You're Making a Difference

- ✓ **90,000 meals** were served across Eva's four sites in 2024.
- ✓ Eva's Ubuntu Bites pilot program launched, preparing over **250 home-cooked meals weekly** for asylum seekers and Eva's residents.



Read more about Ubuntu Bites and learn how it helped 31 participants access employment.



^ The Afiwi Groove drummers and dancers performed at our 30th anniversary event in June, creating a memorable experience for all.

PROGRAMS DESIGNED TO MEET *youth needs*


The Power of Movement: Recreation as a Path to Empowerment

Youth identified recreation programming as one of the top five supports needed at Eva's this year, highlighting its critical role in promoting well-being and skill-building.

In response to this need, Eva's has introduced a new drumming and dance program rooted in traditional African culture, which also incorporates lessons designed to foster life skills development. Working in collaboration with Afiwi Groove, these workshops blend music, visual art, and physical activity, creating a vibrant outlet for self-expression and connection.

"By incorporating culturally specific approaches—including authentic representation, Black community engagement, and trauma-informed practices—this program celebrates cultural pride and diversity within the Black community."


Your ongoing support helps provide opportunities for self-expression, skill-building, and cultural connection.



— Natalie Smith, Manager of Program Development & Partnerships at Eva's

BUILDING A BRIGHTER FUTURE

key goals for youth



In 2024, the youth at Eva's identified goals they are working hard to achieve:

- ✓ Employment
- ✓ Education
- ✓ Housing
- ✓ Immigration status
- ✓ Improved well-being

About the Eva's Youth Survey:

This is a moment-in-time snapshot of the youth seeking our services. 160 youth completed the survey across our four sites over a two-week period in November 2024. This is our highest completion rate to-date.

Thank you for helping support youth in reaching their goals.

Our donors and partners play a critical role. Your generosity fuels 30% of our operating budget and provides vital resources needed to carry out our mission.

You are helping us create a path forward for those who need it most.

Eva's Initiatives for Homeless Youth

60 Brant Street, Toronto, ON M5V 3G9
416-977-4497 ext. 2025 | donate@evas.ca

Charitable Registration Number:

13223 9013 RR0001

    [evas.ca](https://www.evas.ca)



This report was printed by Eva's Print Shop. To find out more about the services available at the Print Shop, visit [evasprintshop.ca](https://www.evasprintshop.ca).